

Dismantling joint typ MV-KB/F3




DISMANTLING JOINT TYP MV-KB/F3

- dismantling joint with axial mounting clearance, applied for installing and removing various types of shut-off and regulating valves,
- possibility of customising face to face length and flange connections,
- dismantling joint is intended for operation with air, gas, drinking water, process water, sewage and other media,
- all stainless steel elements undergo etching and passivation by dipping or spraying,
- dismantling joint MV-KB/F3 is used in water supply management and waste-water treatment, power generation, mining, chemical, petrochemical, metallurgical, cement and paper industries.

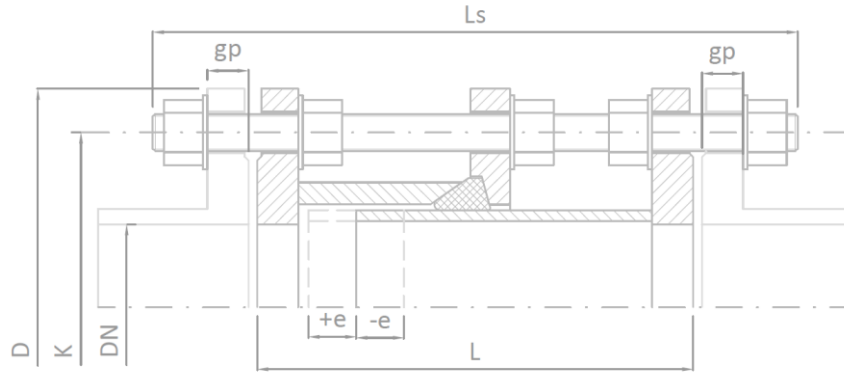
TECHNICAL DATA

Flange drilling:	PN 2,5, PN 6, PN 10, PN 16, PN 25 or others
Nominal diameter:	DN 50 to DN 2400. customised diameters and diameters above DN 2400 made to special orders
Material:	carbon steels, stainless steels, acid resistant steels or others
Corrosion protection:	primer painting, epoxy/bitumen, coating, zinc plating or hot dip galvanization, etching and passivation (stainless and acid resistant steels)
Seal:	EPDM, NBR, Silicone, Viton or others
Standardized elements:	galvanized, A2, A4





Dismantling joint typ MV-KB/F3



PN-EN 1092-1

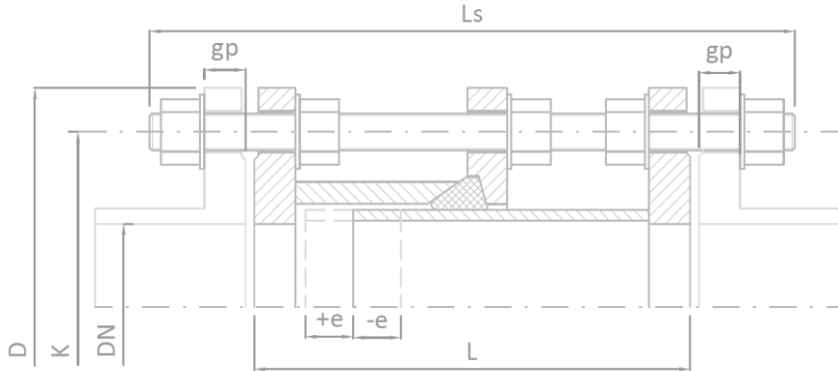
Design dimensions based on PN10

DN [mm]	Face to face L [mm]	Mounting clearance e +/- [mm]	Outside diameter D [mm]	Pitch circle diameter K [mm]	Number of threaded rods [pcs.]	Size of threaded rods [mm]	Length of threaded rods Ls [mm]	Counter flange thickness gp [mm]*	Weight [kg]
50	180	25	165	125	4	M16	290	18	11
65	180	25	185	145	8	M16	290	18	13
80	200	25	200	160	8	M16	320	20	17
100	200	25	220	180	8	M16	320	20	21
125	200	25	250	210	8	M16	320	22	26
150	200	25	285	240	8	M20	320	22	35
200	220	25	340	295	8	M20	360	24	46
250	220	25	395	350	12	M20	360	26	64
300	220	25	445	400	12	M20	360	26	72
350	230	25	505	460	16	M20	360	26	94
400	230	25	565	515	16	M24	370	26	120
450	230	25	615	565	20	M24	380	28	140
500	260	25	670	620	20	M24	410	28	158
600	260	25	780	725	20	M27	420	30	210
700	260	25	895	840	24	M27	420	35	267
800	290	25	1015	950	24	M30	470	38	362
900	290	25	1115	1050	28	M30	470	38	425
1000	290	25	1230	1160	28	M33	480	44	510
1200	320	25	1455	1380	32	M36	540	55	721
1400	360	25	1675	1590	36	M39	610	65	1014
1600	390	25	1915	1820	40	M45	670	75	1525
1800	400	25	2115	2020	44	M45	700	85	1812
2000	410	25	2325	2230	48	M45	720	90	2280
2200	430	25	2550	2440	52	M52	780	100	2790
2400	440	25	2760	2650	56	M52	810	110	3510

*CAUTION! Counter flange thickness verification required! Other versions available on special order



Dismantling joint typ MV-KB/F3



PN-EN 1092-1

Design dimensions based on PN16

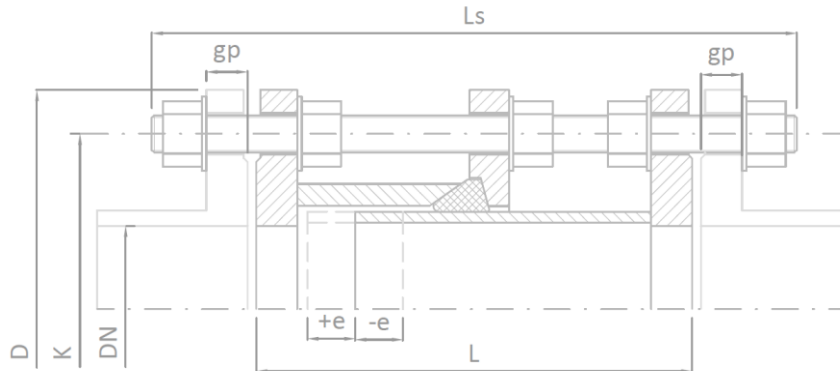
DN [mm]	Face to face L [mm]	Mounting clearance e +/- [mm]	Outside diameter D [mm]	Pitch circle diameter K [mm]	Number of threaded rods [pcs.]	Size of threaded rods [mm]	Length of threaded rods Ls [mm]	Counter flange thickness gp [mm]*	Weight [kg]
50	180	25	165	125	4	M16	280	18	11
65	180	25	185	145	4	M16	280	18	13
80	200	25	200	160	8	M16	310	20	19,5
100	200	25	220	180	8	M16	310	20	22
125	200	25	250	210	8	M16	310	22	27
150	200	25	285	240	8	M20	320	22	36
200	220	25	340	295	12	M20	350	24	51
250	230	25	405	355	12	M24	370	26	76
300	250	25	460	410	12	M24	400	28	95
350	260	25	520	470	16	M24	410	30	126
400	270	25	580	525	16	M27	430	32	164
450	270	25	640	585	20	M27	430	34	190
500	280	25	715	650	20	M30	440	36	244
600	300	25	840	770	20	M33	500	40	346
700	300	25	910	840	24	M33	500	40	379
800	320	25	1025	950	24	M36	520	41	474
900	320	25	1125	1050	28	M36	520	48	556
1000	340	25	1255	1170	28	M39	580	59	725
1200	360	25	1485	1390	32	M45	640	78	1089
1400	380	25	1685	1590	36	M45	690	84	1370

*CAUTION! Counter flange thickness verification required!

Other versions available on special order



Dismantling joint typ MV-KB/F3



PN-EN 1092-1

Design dimensions based on PN25

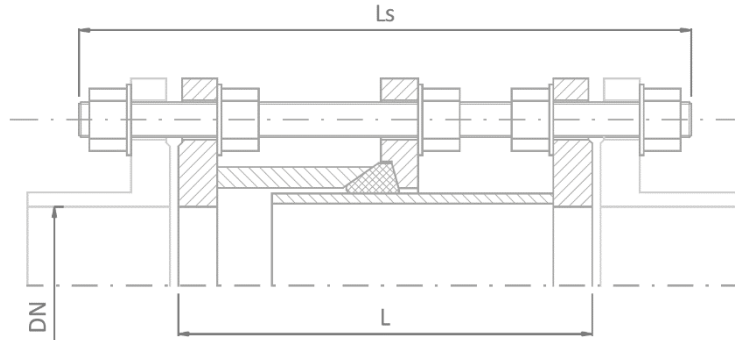
DN [mm]	Face to face L [mm]	Mounting clearance e +/- [mm]	Outside diameter D [mm]	Pitch circle diameter K [mm]	Number of threaded rods [pcs.]	Size of threaded rods [mm]	Length of threaded rods Ls [mm]	Counter flange thickness gp [mm]*	Weight [kg]
200	230	25	360	310	12	M24	380	30	73
250	250	25	425	370	12	M27	410	32	105
300	250	25	485	430	16	M27	410	34	137
350	270	25	555	490	16	M30	430	38	195
400	280	25	620	550	16	M33	450	40	250
450	280	25	670	600	20	M33	450	46	280
500	300	25	730	660	20	M33	470	48	330
600	320	25	845	770	20	M36	500	48	450
700	340	25	960	875	24	M39	540	50	560
800	360	25	1085	990	24	M45	580	53	800
900	380	25	1185	1090	28	M45	600	57	920
1000	400	25	1320	1210	28	M52	650	63	1300
1200	440	25	1530	1420	32	M52	750	**	2072
1400	480	25	1755	1640	36	M56	850	**	2840

*CAUTION! Counter flange thickness verification required!

Other versions available on special order



Dismantling joint typ MV-KB/F3 Order form



Material*:

1. Carbon steel (S235JR/S355JR or other), with one of available coatings: epoxy/bitumen/galvanized
2. Stainless steel and acid resistant steel (1.4301/1.4541/1.4571 or other)

Standardized elements*:

Galvanized/A2/A4

Seal*:

EPDM/NBR/Silikon/Viton

Dimensions:

Nominal diameter $DN = \dots\dots\dots$
Face to face length** $L = \dots\dots\dots$
Length of threaded rods** $L_s = \dots\dots\dots$

* delete as appropriate, other versions available on special order

** only in the case of non-standard variants

REMARKS:

.....
.....
.....
.....
.....
.....



multivalve

Multivalve Sp. z o.o.
44-109 Gliwice, ul. Eiffel'a 6
tel. + 48 32 661 00 00
fax: + 48 32 661 00 01
multivalve@multivalve.pl
www.multivalve.pl

TÜV Rheinland certified
ISO 9001 - 2008